

## New Releases



[FY 2010 Continuation of the Federal Justice Statistics Program Solicitation](#)



[Criminal Victimization in the United States, 2007 -- Statistical Tables](#)



[State Justice Statistics Program For Statistical Analysis Centers, 2010](#)



[HIV in Prisons, 2007-08](#)



[National Corrections Reporting Program](#)



[Sexual Victimization in Juvenile Facilities Reported by Youth, 2008-09](#)



[MORE NEW RELEASES](#)

## Featured



### **The Office of Justice Programs(OJP) Fiscal Year 2010 Program Plan**

The 2010 program plan provides funding opportunities and new initiatives from OJP as well as guidance on how to take advantage of those opportunities. The plan provides the latest and most complete information about the resources available to help reduce crime, improve the justice system, and serve victims. More information is available on the OJP website: <http://www.ojp.usdoj.gov/ProgramPlan/index.htm>.



### **Ensuring the Quality, Credibility, and Relevance of U.S. Justice Statistics**

The Bureau of Justice Statistics requested that the Committee on National Statistics of the National Academies (in cooperation with the Committee on Law and Justice) convene a panel to review its statistical programs. This book comprehensively reviews all of the agency's data series—on victimization, corrections, adjudication and prosecution, and law enforcement—as well as its work with state and local agencies.

The volume complements an earlier report on options for conducting the National Crime Victimization Survey. It outlines a set of strategic goals for BJS and suggests areas for further development. The book is available on the website of the National Academy Press, [http://www.nap.edu/catalog.php?record\\_id=12671](http://www.nap.edu/catalog.php?record_id=12671).

## Announcements




The BJS website was recently redesigned to provide not just a new look and feel, but to make it much easier to find information. Enhanced search tools provide more precise

search results. Information has been reorganized by topic to provide broader views of what is available. Detailed descriptions of criminal justice topics, data collections and terms used in our analysis provide crucial context for the data. For tutorials and other helpful resources, [visit our help page](#).

## Key Facts At A Glance



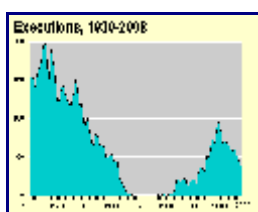
### ▶ Corrections



#### [Adult correctional population trends](#)

The number of adults in the correctional population has been increasing.


[Chart Page](#) | [Data Table](#) | [Spreadsheet](#) | [d\\_link](#)



#### [Executions](#)

In 2009, 52 inmates were executed, 15 more than in 2008.

[Chart Page](#) | [Data Table](#) | [Spreadsheet](#) | [d\\_link](#)



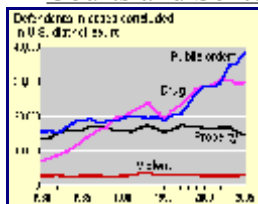
#### [Expenditure for justice functions](#)

Direct expenditure for each of the major criminal justice functions (police, corrections, judicial) has been increasing.

[Chart Page](#) | [Data Table](#) | [Spreadsheet](#) | [d\\_link](#)

▶ [MORE KEY FACTS](#)

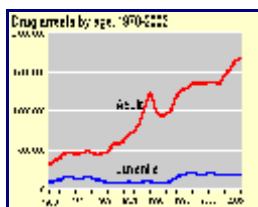
### ▶ Courts and Sentencing



#### [Cases concluded in federal district court](#)

Of cases concluded in federal district court since 1989, drug cases have increased at the greatest rate.

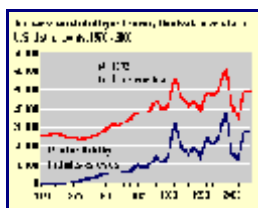
[Chart Page](#) | [Data Table](#) | [Spreadsheet](#) | [d\\_link](#)



#### [Drug abuse violation arrests](#)

The estimated number of arrests for drug abuse violations for adults has been increasing, while the number for juveniles stabilized.

[Chart Page](#) | [Data Table](#) | [Spreadsheet](#) | [d\\_link](#)



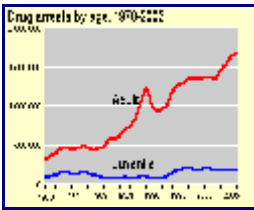
#### [Federal tort cases concluded](#)

Product liability claims including asbestos cases predominated trends in federal tort cases.

[Chart Page](#) | [Data Table](#) | [Spreadsheet](#) | [d\\_link](#)

▶ [MORE KEY FACTS](#)

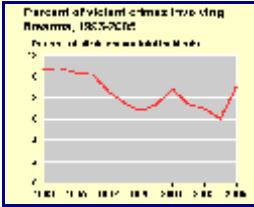
### ▶ Crime Type



### [Drug abuse violation arrests](#)

The estimated number of arrests for drug abuse violations for adults has been increasing, while the number for juveniles stabilized.

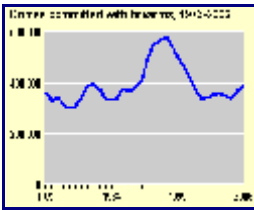
[Chart Page](#) | [Data Table](#) | [Spreadsheet](#) | [d\\_link](#)



### [Firearms involved in nonfatal violent crimes](#)

After 1996, less than 10% of nonfatal violent crimes involved firearm.

[Chart Page](#) | [Data Table](#) | [Spreadsheet](#) | [d\\_link](#)




### [Gun crimes reported to police](#)

After peaking in 1993, the number of gun crimes reported to police declined and then stabilized at levels last seen in 1988.

[Chart Page](#) | [Data Table](#) | [Spreadsheet](#) | [d\\_link](#)

[▶ MORE KEY FACTS](#)


## ▶ [Employment and Expenditure](#)



### [Expenditure by level of government](#)

Local governments spend more on criminal justice than state governments or the federal government.

[Chart Page](#) | [Data Table](#) | [Spreadsheet](#) | [d\\_link](#)



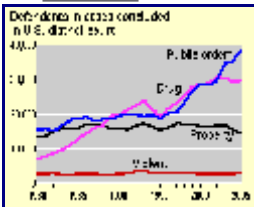
### [Expenditure for justice functions](#)

Direct expenditure for each of the major criminal justice functions (police, corrections, judicial) has been increasing.

[Chart Page](#) | [Data Table](#) | [Spreadsheet](#) | [d\\_link](#)

[▶ MORE KEY FACTS](#)

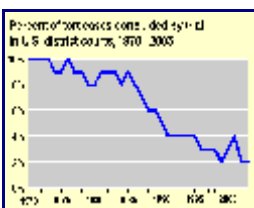
## ▶ [Federal](#)



### [Cases concluded in federal district court](#)

Of cases concluded in federal district court since 1989, drug cases have increased at the greatest rate.

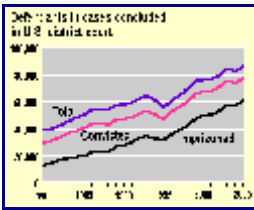
[Chart Page](#) | [Data Table](#) | [Spreadsheet](#) | [d\\_link](#)



### [Federal tort cases concluded by trial](#)

Most federal tort cases are not concluded by trial. The proportion of tort cases concluded by trial has been declining.

[Chart Page](#) | [Data Table](#) | [Spreadsheet](#) | [d\\_link](#)




[Sentences for those convicted in federal court](#)

The proportion of those convicted in federal court who are sentenced to prison has been increasing.

[Chart Page](#) | [Data Table](#) | [Spreadsheet](#) | [d\\_link](#)

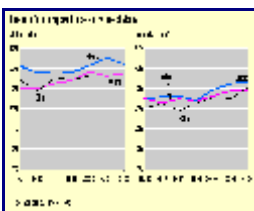
[▶ MORE KEY FACTS](#)



[Crimes reported to police](#)

The percentage of crimes reported to the police has been increasing.

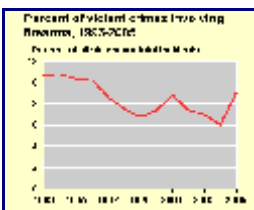
[Chart Page](#) | [Data Table](#) | [Spreadsheet](#) | [d\\_link](#)



[Crimes reported to police by race of victim](#)

The percentage of crimes reported to the police has increased for all racial groups.

[Chart Page](#) | [Data Table](#) | [Spreadsheet](#) | [d\\_link](#)



[Firearms involved in nonfatal violent crimes](#)

After 1996, less than 10% of nonfatal violent crimes involved firearm.

[Chart Page](#) | [Data Table](#) | [Spreadsheet](#) | [d\\_link](#)

[▶ MORE KEY FACTS](#)

[Back to Top](#)

- [Overview](#)
- [Alphabetical Index](#)
- [Search](#)
- [View By Topic](#)
  - [Corrections](#)
  - [Courts and Sentencing](#)
  - [Crime Type](#)
  - [Criminal Justice Data Improvement Program](#)
  - [Employment and Expenditure](#)
  - [Federal](#)
  - [Law Enforcement](#)
  - [Victims](#)
- [View By Product Type](#)
  - [Publications](#)
  - [Data Tables](#)
  - [Press Releases](#)
- [Forthcoming Publications & Products](#)
- [View All](#)
- [Key Facts](#)
  - [View By Topic](#)
    - [Corrections](#)
    - [Courts and Sentencing](#)
    - [Crime Type](#)
    - [Criminal Justice Data Improvement Program](#)
    - [Employment and Expenditure](#)
    - [Federal](#)
    - [Law Enforcement](#)
    - [Victims](#)
  - [View All](#)
- [Data Collections](#)
  - [View By Topic](#)
    - [Corrections](#)
    - [Courts and Sentencing](#)
    - [Crime Type](#)
    - [Criminal Justice Data Improvement Program](#)

- [Employment and Expenditure](#)
  - [Federal](#)
  - [Law Enforcement](#)
  - [Victims](#)
- [View All](#)
- [Funding](#)
- [Data Analysis Tools](#)
  - [View By Topic](#)
    - [Corrections](#)
    - [Courts and Sentencing](#)
    - [Crime Type](#)
    - [Criminal Justice Data Improvement Program](#)
    - [Employment and Expenditure](#)
    - [Federal](#)
    - [Law Enforcement](#)
    - [Victims](#)
  - [View By Tool Group](#)
    - [Custom tables and online analysis](#)
    - [Datasets and Codebooks](#)
  - [View All](#)
- [Terms & Definitions](#)
  - [View By Topic](#)
    - [Corrections](#)
    - [Courts and Sentencing](#)
    - [Crime Type](#)
    - [Criminal Justice Data Improvement Program](#)
    - [Employment and Expenditure](#)
    - [Federal](#)
    - [Law Enforcement](#)
    - [Victims](#)
  - [View All](#)
- [FAQs](#)
  - [View By Topic](#)
    - [Corrections](#)
    - [Courts and Sentencing](#)
    - [Crime Type](#)
    - [Criminal Justice Data Improvement Program](#)
    - [Employment and Expenditure](#)
    - [Federal](#)
    - [Law Enforcement](#)
    - [Victims](#)
  - [View All](#)
- [Related Links](#)
  - [View By Topic](#)
    - [Corrections](#)

- [Courts and Sentencing](#)
- [Crime Type](#)
- [Criminal Justice Data Improvement Program](#)
- [Employment and Expenditure](#)
- [Federal](#)
- [Law Enforcement](#)
- [Victims](#)
- [View All](#)



▸ [Corrections](#)

[Total correctional population](#)

[Local jail inmates and jail facilities](#)

[State and Federal prisoners and prison facilities](#)

[Special populations](#)

[Community Corrections \(Probation and Parole\)](#)

[Expenditures/Employment](#)

[Recidivism](#)

[Capital Punishment](#)

[Deaths in Custody Reporting Act](#)

[Prison Rape Elimination Act \(Sexual Violence in Correctional Facilities\)](#)

▸ [Courts and Sentencing](#)

[The Court System](#)

[State Court Cases and Defendants](#)

[Civil Rights](#)

[Human Trafficking](#)

▸ [Crime Type](#)

[Violent Crime](#)

[Property Crime](#)

[Drugs and crime](#)

[Gangs](#)

[Human Trafficking/Trafficking in Persons](#)

[Cybercrime](#)

[Identity Theft](#)

[Weapon Use by Offense Type](#)

[Location](#)

▸ [Criminal Justice Data Improvement Program](#)

[National Criminal History Improvement Program](#)

[State Justice Statistics Program](#)

[The NICS Improvement Amendments Act of 2007](#)

▸ [Employment and Expenditure](#)

▸ [Federal](#)

[Law Enforcement](#)

[Prosecution](#)

[Courts](#)

[Corrections](#)



[Law Enforcement](#)

[Local Police](#)  
[Sheriff's Offices](#)  
[Federal Law Enforcement](#)  
[Tribal Law Enforcement](#)  
[Campus Law Enforcement](#)  
[Law Enforcement Training Academies](#)  
[Forensic Investigation](#)  
[Police-Public Contacts](#)  
[Community Policing](#)  
[Special Topics](#)  
▶ [Victims](#)  
[Victim characteristics](#)  
[Crime characteristics and trends](#)  
[Victims and offenders](#)  
[The Crime event](#)  
[Reporting crimes to police](#)  
[Special topics](#)

- [Corrections](#)
  - [Total correctional population](#)
  - [Local jail inmates and jail facilities](#)
  - [State and Federal prisoners and prison facilities](#)
  - [Special populations](#)
  - [Community Corrections \(Probation and Parole\)](#)
  - [Expenditures/Employment](#)
  - [Recidivism](#)
  - [Capital Punishment](#)
  - [Deaths in Custody Reporting Act](#)
  - [Prison Rape Elimination Act \(Sexual Violence in Correctional Facilities\)](#)
- [Courts and Sentencing](#)
  - [The Court System](#)
  - [State Court Cases and Defendants](#)
  - [Civil Rights](#)
  - [Human Trafficking](#)
- [Crime Type](#)
  - [Violent Crime](#)
  - [Property Crime](#)
  - [Drugs and crime](#)
  - [Gangs](#)
  - [Human Trafficking/Trafficking in Persons](#)
  - [Cybercrime](#)
  - [Identity Theft](#)
  - [Weapon Use by Offense Type](#)
  - [Location](#)
- [Criminal Justice Data Improvement Program](#)
  - [National Criminal History Improvement Program](#)
  - [State Justice Statistics Program](#)
  - [The NICS Improvement Amendments Act of 2007](#)
- [Employment and Expenditure](#)
- [Federal](#)



- [Law Enforcement](#)
- [Prosecution](#)
- [Courts](#)
- [Corrections](#)
- [Law Enforcement](#)
  - [Local Police](#)
  - [Sheriff's Offices](#)
  - [Federal Law Enforcement](#)
  - [Tribal Law Enforcement](#)
  - [Campus Law Enforcement](#)
  - [Law Enforcement Training Academies](#)
  - [Forensic Investigation](#)
  - [Police-Public Contacts](#)
  - [Community Policing](#)
  - [Special Topics](#)
- [Victims](#)
  - [Victim characteristics](#)
  - [Crime characteristics and trends](#)
  - [Victims and offenders](#)
  - [The Crime event](#)
  - [Reporting crimes to police](#)
  - [Special topics](#)

✘ Corrections | Total correctional population

✘ Corrections | Local jail inmates and jail facilities

- [Jail population counts](#)
- [Jail inmate characteristics](#)
- [Local jail facility characteristics](#)

✘ Corrections | State and Federal prisoners and prison facilities

- [Prison population counts](#)
- [Prison inmate characteristics](#)
- [State and Federal prison facility characteristics](#)
- [Special topics](#)

✘ Corrections | Special populations

- [Federal Bureau of Prisons](#)
- [Jails in Indian Country](#)
- [Military](#)
- [Territories](#)
- [Immigration and Customs Enforcement](#)
- [Juveniles](#)

✘ Corrections | Community Corrections (Probation and Parole)

- [Probation](#)
  - [Probation population counts](#)
  - [Offender characteristics](#)

- [Parole](#)
  - [Parole population counts](#)
  - [Offender characteristics](#)
  - [Parole agencies](#)
- ✘ Corrections | Expenditures/Employment
  - [Justice Expenditures and Employment data](#)
  - [Prison Expenditures](#)
- ✘ Corrections | Recidivism
- ✘ Corrections | Capital Punishment
  - [Number under sentence of death](#)
  - [Executions](#)
- ✘ Corrections | Deaths in Custody Reporting Act
  - [Law Enforcement](#)
  - [Local Jails](#)
  - [State Prisons](#)
  - [Federal Prisons](#)
- ✘ Corrections | Prison Rape Elimination Act (Sexual Violence in Correctional Facilities)
- ✘ Courts and Sentencing | The Court System
  - [State Court Organization](#)
  - [Court structure](#)
  - [Courts and judges](#)
- ✘ Courts and Sentencing | State Court Cases and Defendants
  - [Criminal cases in state trial courts](#)
    - [Felony defendants](#)
    - [Pretrial release and misconduct](#)
    - [Adjudication](#)
    - [Particular crimes and offenders](#)
      - [Domestic violence cases](#)
      - [Capital cases](#)
      - [Juvenile defendants](#)
  - [Criminal appeals](#)
  - [Civil cases in state trial courts](#)
    - [General civil \(tort, contract, and real property\) trials](#)
    - [Tort trials](#)
    - [Contract trials](#)
    - [Medical malpractice trials](#)
    - [Punitive damages in civil trials](#)
  - [Civil Appeals](#)
- ✘ Courts and Sentencing | Civil Rights
- ✘ Courts and Sentencing | Human Trafficking
- ✘ Crime Type | Violent Crime
  - [Homicide](#)

- [Rape and Sexual Assault](#)
  - [Robbery](#)
  - [Assault](#)
  - [Stalking/intimidation](#)
  - [Intimate partner violence/Domestic violence](#)
- ☒ Crime Type | Property Crime
    - [Burglary](#)
    - [Larceny/theft](#)
    - [Motor vehicle theft](#)
    - [Cybercrime - Electronic crime](#)
    - [Identity theft](#)
- ☒ Crime Type | Drugs and crime
    - [Drug use and crime](#)
- ☒ Crime Type | Gangs
    - [City or county](#)
    - [State](#)
- ☒ Crime Type | Human Trafficking/Trafficking in Persons
  - ☒ Crime Type | Cybercrime
  - ☒ Crime Type | Identity Theft
  - ☒ Crime Type | Weapon Use by Offense Type
  - ☒ Crime Type | Location
    - [Schools](#)
    - [Workplace](#)
- ☒ Criminal Justice Data Improvement Program | National Criminal History Improvement Program
    - [State profiles](#)
    - [Special projects/collections](#)
- ☒ Criminal Justice Data Improvement Program | State Justice Statistics Program
    - [State profiles](#)
- ☒ Criminal Justice Data Improvement Program | The NICS Improvement Amendments Act of 2007
- ☒ Federal | Law Enforcement
    - [Arrests](#)
    - [Warrants](#)
    - [Drug enforcement](#)
- ☒ Federal | Prosecution
- ☒ Federal | Courts
    - [Pretrial](#)

- [Adjudication](#)
- [Sentencing](#)
- [Appeals](#)
  
- ✘ Federal | Corrections
  - [Prisons](#)
  - [Community supervision](#)
  
- ✘ Law Enforcement | Local Police
- ✘ Law Enforcement | Sheriff's Offices
- ✘ Law Enforcement | Federal Law Enforcement
- ✘ Law Enforcement | Tribal Law Enforcement
- ✘ Law Enforcement | Campus Law Enforcement
- ✘ Law Enforcement | Law Enforcement Training Academies
- ✘ Law Enforcement | Forensic Investigation
- ✘ Law Enforcement | Police-Public Contacts
  - [Traffic Stops](#)
  - [Use of Force](#)
  
- ✘ Law Enforcement | Community Policing
- ✘ Law Enforcement | Special Topics
  - [Aviation Units](#)
  
- ✘ Victims | Victim characteristics
  - [Age](#)
  - [Race/ethnicity](#)
  - [Gender](#)
  
- ✘ Victims | Crime characteristics and trends
  - [Violent crime](#)
  - [Property crime](#)
  
- ✘ Victims | Victims and offenders
  - [Stranger and non-stranger crime](#)
  - [Offenders demographics](#)
  - [Alcohol or drug use by offenders](#)
  
- ✘ Victims | The Crime event
  - [Weapon use](#)
  
- ✘ Victims | Reporting crimes to police
- ✘ Victims | Special topics
  - [Intimate partner violence](#)

- [Identity theft](#)
- [Stalking](#)
- [School crime](#)

Stay Connected



## Interested in statistics?

### Subscribe to JUSTSTATS

Get email notices of new crime and justice statistical materials as they become available from BJS, the FBI, and OJJDP.

[Sign up](#)

Once you subscribe, you will receive an email notification from JUSTSTATS when updated or new information becomes available.

## Data Analysis Tools

- [Data Online](#)  
Dynamic interface that allows users to construct and download custom tables.
- [Crime and Justice Electronic Data Abstract spreadsheets](#)  
Aggregated data from a wide variety of published sources, intended for analytic use.
- [Federal Justice Statistics Resource Center](#)  
Create tables of categorical variables describing suspects and defendants processed in the Federal criminal justice system.

### ▶ [MORE DATA ANALYSIS TOOLS](#)

## Special Topics

- [Deaths in Custody](#)
- [Drugs and Crime](#)
- [Homicide Trends](#)
- [Intimate Partner Violence](#)
- [Reentry Trends](#)

### ▶ [MORE SPECIAL TOPICS](#)

## BJS Partners

- [Federal Bureau of Investigation](#)
- [Federal Justice Statistics Resource Center](#)
- [National Archive of Criminal Justice Data \(NACJD\)](#)
- [Sourcebook of Criminal Justice Statistics](#)